

# MEETING AGENDA AND PACKET

**PARK BOARD  
Regular Meeting**

**November 7, 2019  
7:00 PM-Willard City Hall  
224 W. Jackson Street**

## **PARK BOARD MEMBERS**

Blaine Kennard, President  
Valorie Simpson, Vice-President  
Fred Burk, Secretary  
Laurie Pendergrass  
Craig Baird



Jason Knight, Park Director

## **AGENDA ITEM #1**

Roll Call

## **AGENDA ITEM # 2**

Agenda Amendments / Approval of the Agenda

**CITY OF WILLARD  
PARK BOARD  
November 7, 2019  
7:00 P.M.**

Notice posted on November 4th, 2019.

Notice is hereby given that the City of Willard Park Board will conduct a meeting at 7:00 p.m., November 7, 2019 at Willard City Hall, 224 W. Jackson, Willard, Missouri.

The tentative agenda of this meeting includes:

Call the meeting to order.

1. Roll Call
2. Agenda Amendments/Approval of the Agenda
3. Approval of the Minutes from the meeting on September 26th
4. Citizen's Input (5-minute limit)
5. Financial Statements
6. Director's Report
7. New Business
  - a. 2020 Fees Proposed
  - b. 2020 Sponsorship Tree
  - c. 2020 Friends of the Park Program

- d. Software Change
- 8. Unfinished Business
- 9. Adjourn Meeting

REPRESENTATIVES OF THE NEWS MEDIA MAY OBTAIN COPIES OF THIS NOTICE BY CONTACTING:

Jason Knight  
224 West Jackson  
P O Box 187  
Willard, MO 65781

IF YOU HAVE SPECIAL NEEDS, WHICH REQUIRE ACCOMMODATION, PLEASE NOTIFY CITY PERSONNEL AT CITY HALL. ACCOMMODATIONS WILL BE MADE FOR YOUR NEEDS.

---

## **AGENDA ITEM #3**

### **Approval of Minutes**

City of Willard, MO

Park Board Meeting

9/26/2019

Board Members Present: President Blaine Kennard, Vice-President Valorie Simpson; Secretary Fred Burk; Laurie Pendergrass; Craig Baird

Staff Present: Park Director: Jason Knight

President Kennard called the meeting to order at 7:00

**Roll Call**

Blaine Kennard – present, Valorie Simpson- present, Fred Burk- present,  
Laurie Pendergrass- present, Craig Baird- present

### Approval of Agenda

Motion made by Val to approve the agenda and seconded by Craig

Motion was passed with a vote of 5-0. Voting Aye.

### Approval of Minutes

Changes to: Staff- Donna Stewart Alderman, add citizens into correct section

Motion made by Laurie to approve the minutes and seconded by Blaine

Motion was passed with a vote of 5-0. Voting Aye. All Members Present voted Aye

### Citizens Input

- none

### Financial Statement

- Questions about the volleyball net replacements- they are new and will be installed into the rec center.

Motion made by Blaine to approve the Financial Statements and seconded by Craig

Motion was passed with a vote of 5-0. Voting Aye. All Members Present voted Aye

### Directors Report

- Attached

- This year was the third best year financially for the pool since opening
- Cory is no longer the sports coordinator, and we likely won't fill the role due to budget

#### New Business

- We talked about repurposing the basketball court to add a small skate area, dog park, and also running a water line to the Miller Farm Park

#### Unfinished Business

- none

#### Adjourn Meeting

Motion made by Val to adjourn meeting and seconded by Laurie

Motion was passed with a vote of 5-0. Voting Aye. All Members Present voted Aye

Meeting adjourned at 8:06

Submitted by Secretary Fred Burk

---

Blaine Kennard, Park Board President

Jennifer Rowe, City Clerk

## **AGENDA ITEM #4**

Citizens Input

## **AGENDA ITEM #5**

Financial Statements: See Attached



City of Willard, MO

# Yearly Progress Account Summary

For Fiscal: 2019 Period Ending: 11/30/2019

		Original Total Budget	Current Total Budget	Period Activity	Fiscal Activity	Variance Favorable (Unfavorable)	Percent Remaining
<b>Fund: 30 - PARKS FUND</b>							
<b>Revenue</b>							
<u>30-800-40000</u>	ADVERTISING REVENUE (PARKS)	30,652.50	30,000.00	0.00	29,656.71	-343.29	1.14 %
<u>30-800-40400</u>	CONCESSION INCOME	43,000.00	43,000.00	0.00	38,270.93	-4,729.07	11.00 %
<u>30-800-40600</u>	FACILITY INCOME	30,000.00	30,000.00	0.00	31,352.26	1,352.26	104.51 %
<u>30-800-40800</u>	MISCELLANEOUS INCOME-PKS	500.00	15,000.00	0.00	14,124.58	-875.42	5.84 %
<u>30-800-40900</u>	PARK FEES-PKS	3,800.00	3,800.00	0.00	4,000.00	200.00	105.26 %
<u>30-800-40950</u>	SWIM POOL INCOME	70,000.00	71,000.00	0.00	81,568.60	10,568.60	114.89 %
<u>30-800-41300</u>	FRANCHISE MOBILE PHONE TOWE	13,500.00	13,500.00	0.00	10,444.88	-3,055.12	22.63 %
<u>30-800-42000</u>	GRANT REVENUES-PKS	5,000.00	5,000.00	0.00	0.00	-5,000.00	100.00 %
<u>30-800-43000</u>	INTEREST INCOME-PKS	1,000.00	3,000.00	0.00	3,027.36	27.36	100.91 %
<u>30-800-45300</u>	TAX REAL ESTATE-PKS	60,500.00	60,000.00	0.00	52,919.27	-7,080.73	11.80 %
<u>30-800-45400</u>	TAX SALES & USE REVENUES-PKS	225,000.00	225,000.00	0.00	218,645.73	-6,354.27	2.82 %
<u>30-800-45500</u>	TAX SALES CAP IMP-PKS	232,000.00	232,000.00	0.00	199,156.88	-32,843.12	14.16 %
<u>30-800-46000</u>	TRANSFER FROM GCG	236,000.00	168,000.00	0.00	95,000.00	-73,000.00	43.45 %
<u>30-800-47000</u>	ADULT PROGRAMS-PKS	7,500.00	8,000.00	0.00	9,608.00	1,608.00	120.10 %
<u>30-800-47100</u>	YOUTH PROGRAMS-PKS	3,000.00	3,000.00	0.00	1,933.50	-1,066.50	35.55 %
<u>30-800-47200</u>	YOUTH CAMP-PKS	95,000.00	95,000.00	0.00	77,050.43	-17,949.57	18.89 %
<u>30-800-47300</u>	YOUTH SPORTS-PKS	62,500.00	65,000.00	0.00	55,366.10	-9,633.90	14.82 %
<u>30-800-48000</u>	FREEDOM FEST INCOME	3,500.00	3,500.00	0.00	3,571.00	71.00	102.03 %
<u>30-800-48100</u>	SPECIAL EVENT INCOME	9,000.00	10,000.00	0.00	10,859.85	859.85	108.60 %
<u>30-800-48200</u>	SHIRT INCOME	3,500.00	1,000.00	0.00	785.00	-215.00	21.50 %
	<b>Revenue Total:</b>	<b>1,134,952.50</b>	<b>1,084,800.00</b>	<b>0.00</b>	<b>937,341.08</b>	<b>-147,458.92</b>	<b>13.59 %</b>
<b>Expense</b>							
<u>30-800-50000</u>	CHEMICALS-PKS	10,000.00	14,000.00	0.00	14,130.08	-130.08	-0.93 %
<u>30-800-50110</u>	SUPPLIES - GROUNDS	450.00	450.00	0.00	281.88	168.12	37.36 %
<u>30-800-50130</u>	SUPPLIES GENERAL-PKS	1,250.00	1,500.00	0.00	1,170.81	329.19	21.95 %
<u>30-800-50140</u>	SUPPLIES-AQUATIC	9,000.00	7,000.00	0.00	5,499.37	1,500.63	21.44 %
<u>30-800-50150</u>	SUPPLIES-SPORTS SHIRTS (PARKS)	12,000.00	12,000.00	0.00	5,755.38	6,244.62	52.04 %
<u>30-800-50170</u>	SUPPLIES SPECIAL ACTIVITY-PKS	5,000.00	5,000.00	0.00	4,404.16	595.84	11.92 %
<u>30-800-50175</u>	SUPPLIES YOUTH PROGRAM-PKS	1,200.00	1,200.00	0.00	341.84	858.16	71.51 %
<u>30-800-50177</u>	SUPPLIES-YOUTH CAMP	9,000.00	9,000.00	0.00	6,559.30	2,440.70	27.12 %
<u>30-800-50180</u>	SUPPLIES SPORTS-PKS	9,000.00	9,000.00	0.00	7,522.87	1,477.13	16.41 %
<u>30-800-50190</u>	TREE CITY USA-PKS	8,500.00	8,500.00	0.00	1,468.20	7,031.80	82.73 %
<u>30-800-50200</u>	CONCESSIONS-PKS	22,500.00	22,500.00	0.00	19,063.80	3,436.20	15.27 %
<u>30-800-50210</u>	TURF MAINTENANCE-PKS	2,000.00	2,000.00	0.00	2,083.91	-83.91	-4.20 %
<u>30-800-50450</u>	FREEDOM FEST EXPENSE	14,000.00	16,500.00	0.00	16,323.79	176.21	1.07 %
<u>30-800-50500</u>	BUILDING MAINTENANCE-PKS	7,500.00	7,500.00	0.00	8,421.58	-921.58	-12.29 %
<u>30-800-50550</u>	CUSTODIAL SUPPLIES-PKS	6,000.00	5,000.00	0.00	4,196.12	803.88	16.08 %
<u>30-800-50600</u>	MISCELLANEOUS EXPENSE-PKS	100.00	100.00	0.00	0.00	100.00	100.00 %
<u>30-800-50700</u>	OFFICE SUPPLIES-PKS	1,000.00	1,000.00	0.00	667.91	332.09	33.21 %
<u>30-800-50750</u>	POSTAGE-PKS	150.00	150.00	0.00	26.97	123.03	82.02 %
<u>30-800-51000</u>	REPAIRS AND MAINTENANCE-PKS	1,800.00	1,800.00	0.00	1,792.93	7.07	0.39 %
<u>30-800-52000</u>	SUPPLIES SMALL EQUIPMENT-PKS	7,800.00	5,000.00	0.00	2,645.60	2,354.40	47.09 %
<u>30-800-55200</u>	ADVERTISING-PKS	2,700.00	2,700.00	0.00	2,346.26	353.74	13.10 %
<u>30-800-55400</u>	AUDIT EXPENSE-PKS	500.00	500.00	0.00	500.00	0.00	0.00 %
<u>30-800-55500</u>	BANK/CREDIT CARD FEES-PKS	2,727.00	2,600.00	0.00	2,777.87	-177.87	-6.84 %
<u>30-800-55600</u>	CONTRACT LABOR-PKS	350.00	350.00	0.00	0.00	350.00	100.00 %
<u>30-800-55800</u>	DUES AND SUBSCRIPTIONS-PKS	3,000.00	3,000.00	0.00	1,746.00	1,254.00	41.80 %
<u>30-800-55850</u>	EQUIPMENT RENTAL-PKS	2,100.00	2,100.00	0.00	1,500.73	599.27	28.54 %
<u>30-800-56000</u>	INSURANCE-PKS	33,000.00	33,000.00	0.00	26,360.58	6,639.42	20.12 %
<u>30-800-56200</u>	LEGAL-PKS	1,000.00	1,000.00	0.00	883.00	117.00	11.70 %

Yearly Progress

For Fiscal: 2019 Period Ending: 11/30/2019

		Original Total Budget	Current Total Budget	Period Activity	Fiscal Activity	Variance Favorable (Unfavorable)	Percent Remaining
<u>30-800-56400</u>	PROFESSIONAL-PKS	6,000.00	6,000.00	0.00	5,742.75	257.25	4.29 %
<u>30-800-56450</u>	CONTRACT SERVICES/SECURITY-PK	500.00	500.00	0.00	450.00	50.00	10.00 %
<u>30-800-56500</u>	SAFETY PROGRAM-PKS	1,450.00	1,450.00	0.00	995.14	454.86	31.37 %
<u>30-800-56900</u>	TRAVEL EXPENSE-PKS	2,450.00	2,450.00	0.00	1,537.58	912.42	37.24 %
<u>30-800-56950</u>	TRAINING & EDUCATION-PKS	2,800.00	3,100.00	0.00	3,202.00	-102.00	-3.29 %
<u>30-800-57400</u>	EQUIPMENT/SOFTWARE CONTRAC	10,000.00	10,000.00	0.00	9,139.37	860.63	8.61 %
<u>30-800-61000</u>	TELEPHONE-PKS	3,750.00	3,900.00	0.00	3,021.88	878.12	22.52 %
<u>30-800-61050</u>	INTERNET-PARKS	4,700.00	5,700.00	0.00	5,105.41	594.59	10.43 %
<u>30-800-62000</u>	UTILITIES ELECTRIC-PKS	45,450.00	45,450.00	0.00	42,060.73	3,389.27	7.46 %
<u>30-800-62100</u>	UTILITIES GAS PKS	5,050.00	5,050.00	0.00	3,934.00	1,116.00	22.10 %
<u>30-800-62300</u>	UTILITIES OTHER-PKS	4,040.00	4,040.00	0.00	2,523.62	1,516.38	37.53 %
<u>30-800-70000</u>	VEHICLE EXPENSE FUEL-PKS	5,050.00	5,050.00	0.00	4,425.08	624.92	12.37 %
<u>30-800-70100</u>	EQUIPMENT FUEL-PKS	5,555.00	5,555.00	0.00	3,657.75	1,897.25	34.15 %
<u>30-800-71000</u>	VEHICLE EXPENSE OTHER-PKS	2,500.00	2,500.00	0.00	1,729.49	770.51	30.82 %
<u>30-800-71100</u>	EQUIP REPAIRS/MAINT-PKS	5,500.00	5,500.00	0.00	4,762.36	737.64	13.41 %
<u>30-800-90000</u>	SALARIES-PKS	232,512.86	186,390.12	0.00	151,497.84	34,892.28	18.72 %
<u>30-800-90500</u>	SALARIES OVERTIME-PKS	300.00	300.00	0.00	446.26	-146.26	-48.75 %
<u>30-800-91000</u>	SALARIES SEASONAL-PKS	186,500.00	186,500.00	0.00	214,606.28	-28,106.28	-15.07 %
<u>30-800-91500</u>	PAYROLL TAXES-PKS	33,545.03	29,855.21	0.00	27,773.59	2,081.62	6.97 %
<u>30-800-92000</u>	RETIREMENT-PKS	16,519.88	13,279.21	0.00	9,878.66	3,400.55	25.61 %
<u>30-800-92500</u>	UNIFORMS-PKS	1,500.00	1,500.00	0.00	1,422.95	77.05	5.14 %
<u>30-800-93000</u>	GROUP INSURANCE-PKS	49,090.90	47,588.14	0.00	40,375.28	7,212.86	15.16 %
<u>30-800-95100</u>	CAPITAL ASSET EXP-PKS	18,000.00	18,000.00	0.00	10,329.74	7,670.26	42.61 %
<u>30-800-95500</u>	CAPITAL ASSET EXP EQUIPMENT-PK	15,000.00	15,000.00	0.00	4,295.00	10,705.00	71.37 %
<u>30-800-96000</u>	PRINCIPAL EXPENSE-PKS	195,000.00	195,000.00	0.00	195,000.00	0.00	0.00 %
<u>30-800-96200</u>	INTEREST EXPENSE-PKS	107,000.00	107,000.00	0.00	106,166.18	833.82	0.78 %
<u>30-800-96400</u>	FISCAL AGENT FEES	1,500.00	1,500.00	0.00	1,500.00	0.00	0.00 %
	<b>Expense Total:</b>	<b>1,134,890.67</b>	<b>1,082,607.68</b>	<b>0.00</b>	<b>994,049.88</b>	<b>88,557.80</b>	<b>8.18 %</b>
	<b>Fund: 30 - PARKS FUND Surplus (Deficit):</b>	<b>61.83</b>	<b>2,192.32</b>	<b>0.00</b>	<b>-56,708.80</b>	<b>-58,901.12</b>	<b>2,686.70 %</b>
	<b>Report Surplus (Deficit):</b>	<b>61.83</b>	<b>2,192.32</b>	<b>0.00</b>	<b>-56,708.80</b>	<b>-58,901.12</b>	<b>2,686.70 %</b>



**Group Summary**

Account Type	Original Total Budget	Current Total Budget	Period Activity	Fiscal Activity	Variance Favorable (Unfavorable)	Percent Remaining
<b>Fund: 30 - PARKS FUND</b>						
Revenue	1,134,952.50	1,084,800.00	0.00	937,341.08	-147,458.92	13.59 %
Expense	1,134,890.67	1,082,607.68	0.00	994,049.88	88,557.80	8.18 %
<b>Fund: 30 - PARKS FUND Surplus (Deficit):</b>	<b>61.83</b>	<b>2,192.32</b>	<b>0.00</b>	<b>-56,708.80</b>	<b>-58,901.12</b>	<b>2,686.70 %</b>
<b>Report Surplus (Deficit):</b>	<b>61.83</b>	<b>2,192.32</b>	<b>0.00</b>	<b>-56,708.80</b>	<b>-58,901.12</b>	<b>2,686.70 %</b>

### Fund Summary

Fund	Original Total Budget	Current Total Budget	Period Activity	Fiscal Activity	Variance Favorable (Unfavorable)
30 - PARKS FUND	61.83	2,192.32	0.00	-56,708.80	-58,901.12
<b>Report Surplus (Deficit):</b>	<b>61.83</b>	<b>2,192.32</b>	<b>0.00</b>	<b>-56,708.80</b>	<b>-58,901.12</b>



City of Willard, MO

# My Detail Report (Park Board Packet)

## Account Detail

Date Range: 09/26/2019 - 11/04/2019

Account Name: **30-800-40000**      Fund: **30 - PARKS FUND**      **ADVERTISING REVENUE (PARKS)**

Post Date	Packet Number	Source Transaction	Pmt Number	Description	Vendor	Project Account	Amount	Running Balance
10/01/2019	CLPKT07919	R00148870		ADVERTISING PARKS-Advertising ADVER			-900.00	-29,106.71
10/08/2019	CLPKT07949	R00149858		ADVERTISING PARKS-Advertising ADVER			-250.00	-29,356.71
10/18/2019	CLPKT08018	R00150690		PARKS ADVERTISING PARKS-Advertising			-300.00	-29,656.71
<b>30-800-40400 CONCESSION INCOME</b>								
09/30/2019	CLPKT07918	R00148850		CONCESSIONS PARKS-Concessions CON			-151.25	-36,380.33
09/30/2019	GLPKT11458	JN01401		To correct Parks deposit for 9-18-19			-92.85	-36,473.18
10/01/2019	CLPKT07919	R00148868		CONCESSIONS PARKS-Concessions CON			-111.00	-36,584.18
10/01/2019	CLPKT07919	R00148871		CONCESSIONS PARKS-Concessions CON			-17.00	-36,601.18
10/02/2019	CLPKT07922	R00148953		CONCESSIONS PARKS-Concessions CON			-2.00	-36,603.18
10/03/2019	CLPKT07923	R00149001		CONCESSIONS PARKS-Concessions CON			-1.00	-36,604.18
10/07/2019	CLPKT07931	R00149187		CONCESSIONS PARKS-Concessions CON			-104.75	-36,708.93
10/08/2019	CLPKT07949	R00149858		CONCESSIONS PARKS-Concessions CON			-150.00	-36,858.93
10/15/2019	CLPKT07964	R00149914		Concessions PARKS-Concessions ADV			-189.00	-37,047.93
10/15/2019	CLPKT07964	R00149918		Concessions PARKS-Concessions Conces			-5.00	-37,052.93
10/15/2019	CLPKT08016	R00150670		CONCESSIONS PARKS-Concessions CON			-0.75	-37,053.68
10/17/2019	CLPKT08017	R00150681		CONCESSIONS PARKS-Concessions CON			-2.00	-37,055.68
10/18/2019	CLPKT08018	R00150691		CONCESSIONS PARKS-Concessions CON			-904.00	-37,959.68
10/19/2019	CLPKT08019	R00150696		CONCESSIONS PARKS-Concessions CON			-121.75	-38,081.43
10/22/2019	CLPKT08022	R00150762		CONCESSIONS PARKS-Concessions CON			-64.00	-38,145.43
10/22/2019	CLPKT08022	R00150763		CONCESSIONS PARKS-Concessions CON			-11.25	-38,156.68
10/23/2019	CLPKT08023	R00150766		CONCESSIONS PARKS-Concessions CON			-109.25	-38,265.93
10/23/2019	CLPKT08023	R00150769		CONCESSIONS PARKS-Concessions CON			-5.00	-38,270.93
<b>Beginning Balance</b>							<b>-1,450.00</b>	<b>-29,656.71</b>
<b>Total Activity</b>							<b>-2,041.85</b>	<b>-38,270.93</b>

**My Detail Report (Park Board Packet)**

Date Range: 09/26/2019 - 11/04/2019

Account	Name	Beginning Balance	Total Activity	Ending Balance				
30-800-40600	FACILITY INCOME	-27,901.76	-3,450.50	-31,352.26				
<b>Post Date</b>	<b>Packet Number</b>	<b>Source Transaction</b>	<b>Pmt Number</b>	<b>Description</b>	<b>Vendor</b>	<b>Project Account</b>	<b>Amount</b>	<b>Running Balance</b>
09/26/2019	CLPKT07914	R00148785		FACILITY PARKS-Facility INCOME FACILIT			-60.00	-27,961.76
09/27/2019	CLPKT07915	R00148815		FACILITY PARKS-Facility INCOME FACILIT			-255.00	-28,216.76
09/28/2019	CLPKT07916	R00148820		FACILITY PARKS-Facility INCOME RENT D			-87.50	-28,304.26
09/29/2019	CLPKT07917	R00148831		FACILITY PARKS-Facility INCOME FACILIT			-70.00	-28,374.26
10/01/2019	CLPKT07919	R00148872		FACILITY PARKS-Facility INCOME FACILIT			-60.00	-28,434.26
10/02/2019	CLPKT07922	R00148964		FACILITY PARKS-Facility INCOME FACILIT			-520.00	-28,954.26
10/03/2019	CLPKT07980	R00149980		CoxHealth - Fitness center rent PARKS-F			-1,575.00	-30,529.26
10/04/2019	CLPKT07924	R00149053		FACILITY PARKS-Facility INCOME FACILIT			-60.00	-30,589.26
10/12/2019	CLPKT07955	R00149867		FACILITY INCOME PARKS-Facility INCOM			-20.00	-30,609.26
10/17/2019	CLPKT08017	R00150682		FACILITY INCOME PARKS-Facility INCOM			-108.00	-30,717.26
10/17/2019	CLPKT08017	R00150683		FACILITY INCOME PARKS-Facility INCOM			-30.00	-30,747.26
10/19/2019	CLPKT08019	R00150697		FACILITY PARKS-Facility INCOME FACILIT			-100.00	-30,847.26
10/20/2019	CLPKT08020	R00150702		FACILITY PARKS-Facility INCOME FACILIT			-130.00	-30,977.26
10/21/2019	CLPKT08021	R00150757		FACILITY PARKS-Facility INCOME FACILIT			-90.00	-31,067.26
10/24/2019	CLPKT08024	R00150770		FACILITY PARKS-Facility INCOME FACILIT			-105.00	-31,172.26
10/25/2019	CLPKT08025	R00150774		FACILITY PARKS-Facility INCOME FACILIT			-180.00	-31,352.26
30-800-40800	MISCELLANEOUS INCOME-PKS						-102.27	-14,124.58
<b>Post Date</b>	<b>Packet Number</b>	<b>Source Transaction</b>	<b>Pmt Number</b>	<b>Description</b>	<b>Vendor</b>	<b>Project Account</b>	<b>Amount</b>	<b>Running Balance</b>
10/07/2019	CLPKT07983	R00149995		Fastenal - Pks return credit refund PARK			-102.27	-14,124.58
30-800-40900	PARK FEES-PKS						-750.00	-4,000.00
<b>Post Date</b>	<b>Packet Number</b>	<b>Source Transaction</b>	<b>Pmt Number</b>	<b>Description</b>	<b>Vendor</b>	<b>Project Account</b>	<b>Amount</b>	<b>Running Balance</b>
10/15/2019	CLPKT07987	R00150018		Flintrock Residential - 693 E Simpson PA			-250.00	-3,500.00
10/15/2019	CLPKT07987	R00150019		Flintrock Residential - 697 E Simpson PA			-250.00	-3,750.00
10/15/2019	CLPKT07987	R00150020		Flintrock Residential - 695 E Simpson PA			-250.00	-4,000.00
30-800-43000	INTEREST INCOME-PKS						-327.45	-3,027.36
<b>Post Date</b>	<b>Packet Number</b>	<b>Source Transaction</b>	<b>Pmt Number</b>	<b>Description</b>	<b>Vendor</b>	<b>Project Account</b>	<b>Amount</b>	<b>Running Balance</b>
09/30/2019	GLPKT11454	JN01395		To record interest earned from Commer			-327.45	-3,027.36
30-800-45300	TAX REAL ESTATE-PKS						-16.71	-52,919.27
<b>Post Date</b>	<b>Packet Number</b>	<b>Source Transaction</b>	<b>Pmt Number</b>	<b>Description</b>	<b>Vendor</b>	<b>Project Account</b>	<b>Amount</b>	<b>Running Balance</b>
10/15/2019	CLPKT07973	R00149964		Greene County - Parks/ real estate tax P			-16.71	-52,919.27

**My Detail Report (Park Board Packet)**

Date Range: 09/26/2019 - 11/04/2019

Account	Name	Beginning Balance	Total Activity	Ending Balance
30-800-45400	TAX SALES & USE REVENUES-PKS	-198,104.07	-20,541.66	-218,645.73

Post Date	Packet Number	Source Transaction	Pmt Number	Description	Vendor	Project Account	Amount	Running Balance
10/25/2019	CLPKT08006	R00150479		Greene County - Parks Tax II Parks-Sales			-20,541.66	-218,645.73

30-800-45500	TAX SALES CAP IMP-PKS							
							-15,662.08	-199,156.88

Post Date	Packet Number	Source Transaction	Pmt Number	Description	Vendor	Project Account	Amount	Running Balance
09/26/2019	CLPKT07938	R00149431		MO Dept of Revenue - Pks cap imp tax (			-0.06	-183,494.86
09/26/2019	CLPKT07940	R00149445		MO DOR - Pks Cap Improvement Tax Pa			-306.39	-183,801.25
10/07/2019	CLPKT07968	R00149944		MO Dept of Revenue - Parks cap improv			-15,355.63	-199,156.88

30-800-47000	ADULT PROGRAMS-PKS							
							-405.00	-9,608.00

Post Date	Packet Number	Source Transaction	Pmt Number	Description	Vendor	Project Account	Amount	Running Balance
09/26/2019	CLPKT07914	R00148783		ADULT PROGRAMS PARKS-Adult Progra			-25.00	-9,228.00
09/30/2019	CLPKT07918	R00148851		ADULT PROGRAMS PARKS-Adult Progra			-60.00	-9,288.00
09/30/2019	CLPKT07918	R00148855		ADULT PROGRAMS PARKS-Adult Progra			-5.00	-9,293.00
10/01/2019	CLPKT07919	R00148873		ADULT PROGRAMS PARKS-Adult Progra			-25.00	-9,318.00
10/02/2019	CLPKT07922	R00148955		ADULT PROGRAMS PARKS-Adult Progra			-20.00	-9,338.00
10/03/2019	CLPKT07923	R00149008		ADULT PROGRAMS PARKS-Adult Progra			-5.00	-9,343.00
10/07/2019	CLPKT07931	R00149188		ADULT PROGRAMS PARKS-Adult Progra			-25.00	-9,368.00
10/07/2019	CLPKT07931	R00149191		ADULT PROGRAMS PARKS-Adult Progra			-125.00	-9,493.00
10/09/2019	CLPKT07951	R00149860		ADULT PROGRAMS PARKS-Adult Progra			-25.00	-9,518.00
10/10/2019	CLPKT07953	R00149862		ADULT PROGRAMS PARKS-Adult Progra			-50.00	-9,568.00
10/16/2019	CLPKT07971	R00149948		Adult Programs PARKS-Adult Programs			-20.00	-9,588.00
10/21/2019	CLPKT08021	R00150756		ADULT PROGRAMS PARKS-Adult Progra			-15.00	-9,603.00
10/23/2019	CLPKT08023	R00150767		ADULT PROGRAMS PARKS-Adult Progra			-5.00	-9,608.00

30-800-47100	YOUTH PROGRAMS-PKS							
							-1,618.50	-1,933.50

Post Date	Packet Number	Source Transaction	Pmt Number	Description	Vendor	Project Account	Amount	Running Balance
09/30/2019	GLPKT11458	JN01402		To correct Parks deposit on 9-6-19			-90.00	-1,708.50
10/10/2019	CLPKT07953	R00149862		YOUTH PROGRAMS PARKS-Youth Progra			-45.00	-1,753.50
10/11/2019	CLPKT07954	R00149864		YOUTH PROGRAMS PARKS-Youth Progra			-45.00	-1,798.50
10/12/2019	CLPKT07955	R00149868		YOUTH PROGRAMS PARKS-Youth Progra			-90.00	-1,888.50
10/14/2019	CLPKT07957	R00149869		YOUTH PROGRAMS PARKS-Youth Progra			-45.00	-1,933.50

**My Detail Report (Park Board Packet)**

Date Range: 09/26/2019 - 11/04/2019

Account	Post Date	Packet Number	Source Transaction	Name	Pmt Number	Description	Vendor	Project Account	Amount	Running Balance
30-800-47200				YOUTH CAMP-PKS						
	10/14/2019	CLPKT07957	R00149869			YOUTH CAMP Park-Youth Camp	YOUTH		-201.00	-76,217.93
	10/16/2019	CLPKT07971	R00149950			Youth Camp Park-Youth Camp	Youth Ca		-90.00	-76,307.93
	10/17/2019	CLPKT08017	R00150684			YOUTH CAMP Park-Youth Camp	YOUTH		-157.50	-76,465.43
	10/21/2019	CLPKT08021	R00150760			YOUTH CAMP Park-Youth Camp	YOUTH		-67.50	-76,532.93
	10/22/2019	CLPKT08022	R00150764			YOUTH CAMP Park-Youth Camp	YOUTH		-90.00	-76,622.93
	10/24/2019	CLPKT08024	R00150771			YOUTH CAMP Park-Youth Camp	YOUTH		-180.00	-76,802.93
	10/25/2019	CLPKT08025	R00150775			YOUTH CAMP Park-Youth Camp	YOUTH		-135.00	-76,937.93
	10/25/2019	CLPKT08025	R00150776			YOUTH CAMP Park-Youth Camp	YOUTH		-22.50	-76,960.43
	10/26/2019	CLPKT08026	R00150780			YOUTH CAMP Park-Youth Camp	YOUTH		-45.00	-77,005.43
	10/27/2019	CLPKT08027	R00150783			YOUTH CAMP Park-Youth Camp	YOUTH		-45.00	-77,050.43
									-1,033.50	-77,050.43
									-76,016.93	

My Detail Report (Park Board Packet)

Date Range: 09/26/2019 - 11/04/2019

Account 30-800-47300 Name YOUTH SPORTS-PKS  
 Beginning Balance -49,539.88 Total Activity -5,826.22 Ending Balance -55,366.10

Post Date	Packet Number	Source Transaction	Pmt Number	Description	Vendor	Project Account	Amount	Running Balance
09/30/2019	CLPKT07918	R00148852		YOUTH SPORTS Park-Youth Sports YOUT			-88.50	-49,628.38
09/30/2019	CLPKT07918	R00148856		YOUTH SPORTS Park-Youth Sports YOUT			-45.00	-49,673.38
10/01/2019	CLPKT07919	R00148869		YOUTH SPORTS Park-Youth Sports YOUT			-45.00	-49,718.38
10/01/2019	CLPKT07919	R00148874		YOUTH SPORTS Park-Youth Sports YOUT			-135.00	-49,853.38
10/02/2019	CLPKT07922	R00148957		YOUTH SPORTS Park-Youth Sports YOUT			-108.65	-49,962.03
10/02/2019	CLPKT07922	R00148972		YOUTH SPORTS Park-Youth Sports YOUT			-45.00	-50,007.03
10/03/2019	CLPKT07923	R00149003		SCHOLARSHIPS PARKS-Scholarship Fund			-525.00	-50,532.03
10/03/2019	CLPKT07923	R00149008		YOUTH SPORTS Park-Youth Sports ADUL			-180.00	-50,712.03
10/04/2019	CLPKT07924	R00149050		YOUTH SPORTS Park-Youth Sports YOUT			-90.00	-50,802.03
10/05/2019	CLPKT07925	R00149056		YOUTH SPORTS Park-Youth Sports YOUT			-45.00	-50,847.03
10/05/2019	CLPKT07925	R00149057		YOUTH SPORTS Park-Youth Sports YOUT			-45.00	-50,892.03
10/07/2019	CLPKT07931	R00149189		YOUTH SPORTS Park-Youth Sports YOUT			-142.36	-51,034.39
10/07/2019	CLPKT07931	R00149191		YOUTH SPORTS Park-Youth Sports ADUL			-225.00	-51,259.39
10/08/2019	CLPKT07949	R00149859		YOUTH SPORTS Park-Youth Sports YOUT			-135.00	-51,394.39
10/09/2019	CLPKT07951	R00149860		YOUTH SPORTS Park-Youth Sports ADUL			-71.00	-51,465.39
10/09/2019	CLPKT07951	R00149861		YOUTH SPORTS Park-Youth Sports YOUT			-295.00	-51,760.39
10/10/2019	CLPKT07953	R00149862		YOUTH SPORTS Park-Youth Sports ADUL			-135.00	-51,895.39
10/11/2019	CLPKT07954	R00149864		YOUTH SPORTS Park-Youth Sports YOUT			-540.00	-52,435.39
10/12/2019	CLPKT07955	R00149868		YOUTH SPORTS Park-Youth Sports YOUT			-765.00	-53,200.39
10/14/2019	CLPKT07957	R00149870		YOUTH SPORTS Park-Youth Sports YOUT			-255.00	-53,455.39
10/15/2019	CLPKT07964	R00149915		Youth Sports Park-Youth Sports Youth S			-68.25	-53,523.64
10/15/2019	CLPKT07964	R00149916		Youth Sports Park-Youth Sports Youth S			-60.00	-53,583.64
10/15/2019	CLPKT07964	R00149919		Youth Sports Park-Youth Sports Youth S			-585.00	-54,168.64
10/16/2019	CLPKT07971	R00149951		Youth Sports Park-Youth Sports Youth S			-325.00	-54,493.64
10/17/2019	CLPKT08017	R00150685		YOUTH SPORTS Park-Youth Sports YOUT			-105.00	-54,598.64
10/18/2019	CLPKT08018	R00150693		YOUTH SPORTS Park-Youth Sports YOUT			-60.00	-54,658.64
10/19/2019	CLPKT08019	R00150698		YOUTH SPORTS Park-Youth Sports YOUT			-134.20	-54,792.84
10/19/2019	CLPKT08019	R00150699		YOUTH SPORTS Park-Youth Sports YOUT			-375.00	-55,167.84
10/21/2019	CLPKT08021	R00150758		YOUTH SPORTS Park-Youth Sports YOUT			-60.00	-55,227.84
10/21/2019	CLPKT08021	R00150761		YOUTH SPORTS Park-Youth Sports YOUT			-60.00	-55,287.84
10/22/2019	POPKT02147	9041838		AMAZON SOCCER CONES- PK5	COMMGN - COMMERCE CREDIT CARD SER		20.97	-55,266.87
10/22/2019	POPKT02147	0180368-IN	42765	SPORTS REGISTRATION BANNERS-PKS	CPI1100 - COLORGRAPHIC PRINTING INC		274.97	-54,991.90
10/22/2019	CLPKT08022	R00150765		YOUTH SPORTS Park-Youth Sports YOUT			-120.00	-55,111.90
10/23/2019	CLPKT08023	R00150768		YOUTH SPORTS Park-Youth Sports YOUT			-104.20	-55,216.10
10/25/2019	CLPKT08025	R00150777		YOUTH SPORTS Park-Youth Sports YOUT			-150.00	-55,366.10

**My Detail Report (Park Board Packet)**

Date Range: 09/26/2019 - 11/04/2019

Account	Name	Post Date	Packet Number	Source Transaction	Pmt Number	Description	Vendor	Project Account	Amount	Running Balance
30-800-48100	SPECIAL EVENT INCOME									
		09/26/2019	CLPKT07914	R00148787		SPECIAL EVENT PARKS-Special Event SP			-117.00	-8,814.50
		09/27/2019	CLPKT07915	R00148816		SPECIAL EVENT PARKS-Special Event SP			-60.00	-8,874.50
		09/28/2019	CLPKT07916	R00148820		SPECIAL EVENT PARKS-Special Event RE			-30.00	-8,904.50
		10/10/2019	CLPKT07953	R00149862		SPECIAL EVENT PARKS-Special Event AD			-27.50	-8,932.00
		10/15/2019	CLPKT07964	R00149920		Special Event PARKS-Special Event Speci			-15.00	-8,947.00
		10/16/2019	CLPKT07971	R00149952		Special Event PARKS-Special Event Speci			-20.00	-8,967.00
		10/18/2019	CLPKT08018	R00150692		SPECIAL EVENTS PARKS-Special Event SP			-1,242.85	-10,209.85
		10/25/2019	CLPKT08025	R00150778		SPECIAL EVENT PARKS-Special Event SP			-310.00	-10,519.85
		10/26/2019	CLPKT08026	R00150779		SPECIAL EVENT PARKS-Special Event SP			-300.00	-10,819.85
		10/26/2019	CLPKT08026	R00150781		SPECIAL EVENT PARKS-Special Event SP			-40.00	-10,859.85
30-800-48200	SHIRT INCOME									
									-780.00	-785.00

Post Date	Packet Number	Source Transaction	Pmt Number	Description	Vendor	Project Account	Amount	Running Balance
10/21/2019	CLPKT08021	R00150759		SPORT SHIRT PARKS-SHIRT INCOME SPO			-5.00	-785.00

**Total Fund: 30 - PARKS FUND: Beginning Balance: -692,667.01 Total Activity: -54,089.59 Ending Balance: -746,756.60**

**Grand Totals: Beginning Balance: -692,667.01 Total Activity: -54,089.59 Ending Balance: -746,756.60**



# Fund Summary

Fund	Beginning Balance	Total Activity	Ending Balance
30 - PARKS FUND	-692,667.01	-54,089.59	-746,756.60
<b>Grand Total:</b>	<b>-692,667.01</b>	<b>-54,089.59</b>	<b>-746,756.60</b>





City of Willard, MO

# My Detail Report (Park Board Packet) Account Detail

Date Range: 09/26/2019 - 11/04/2019

Account	Name	Beginning Balance	Total Activity	Ending Balance				
<b>Fund: 30 - PARKS FUND</b>								
<u>30-800-40000</u>	ADVERTISING REVENUE (PARKS)	-28,206.71	-1,450.00	-29,656.71				
<b>Post Date</b>	<b>Packet Number</b>	<b>Source Transaction</b>	<b>Pmt Number</b>	<b>Description</b>	<b>Vendor</b>	<b>Project Account</b>	<b>Amount</b>	<b>Running Balance</b>
10/01/2019	CLPKT07919	R00148870		ADVERTISING PARKS-Advertising ADVER			-900.00	-29,106.71
10/08/2019	CLPKT07949	R00149858		ADVERTISING PARKS-Advertising ADVER			-250.00	-29,356.71
10/18/2019	CLPKT08018	R00150690		PARKS ADVERTISING PARKS-Advertising			-300.00	-29,656.71
<u>30-800-40400</u>	CONCESSION INCOME						-2,041.85	-38,270.93
<b>Post Date</b>	<b>Packet Number</b>	<b>Source Transaction</b>	<b>Pmt Number</b>	<b>Description</b>	<b>Vendor</b>	<b>Project Account</b>	<b>Amount</b>	<b>Running Balance</b>
09/30/2019	CLPKT07918	R00148850		CONCESSIONS PARKS-Concessions CON			-151.25	-36,380.33
09/30/2019	GLPKT11458	JN01401		To correct Parks deposit for 9-18-19			-92.85	-36,473.18
10/01/2019	CLPKT07919	R00148868		CONCESSIONS PARKS-Concessions CON			-111.00	-36,584.18
10/01/2019	CLPKT07919	R00148871		CONCESSIONS PARKS-Concessions CON			-17.00	-36,601.18
10/02/2019	CLPKT07922	R00148953		CONCESSIONS PARKS-Concessions CON			-2.00	-36,603.18
10/03/2019	CLPKT07923	R00149001		CONCESSIONS PARKS-Concessions CON			-1.00	-36,604.18
10/07/2019	CLPKT07931	R00149187		CONCESSIONS PARKS-Concessions CON			-104.75	-36,708.93
10/08/2019	CLPKT07949	R00149858		CONCESSIONS PARKS-Concessions ADV			-150.00	-36,858.93
10/15/2019	CLPKT07964	R00149914		Concessions PARKS-Concessions Conces			-189.00	-37,047.93
10/15/2019	CLPKT07964	R00149918		Concessions PARKS-Concessions Conces			-5.00	-37,052.93
10/15/2019	CLPKT08016	R00150670		CONCESSIONS PARKS-Concessions CON			-0.75	-37,053.68
10/17/2019	CLPKT08017	R00150681		CONCESSIONS PARKS-Concessions CON			-2.00	-37,055.68
10/18/2019	CLPKT08018	R00150691		CONCESSIONS PARKS-Concessions CON			-904.00	-37,959.68
10/19/2019	CLPKT08019	R00150696		CONCESSIONS PARKS-Concessions CON			-121.75	-38,081.43
10/22/2019	CLPKT08022	R00150762		CONCESSIONS PARKS-Concessions CON			-64.00	-38,145.43
10/22/2019	CLPKT08022	R00150763		CONCESSIONS PARKS-Concessions CON			-11.25	-38,156.68
10/23/2019	CLPKT08023	R00150766		CONCESSIONS PARKS-Concessions CON			-109.25	-38,265.93
10/23/2019	CLPKT08023	R00150769		CONCESSIONS PARKS-Concessions CON			-5.00	-38,270.93

**My Detail Report (Park Board Packet)**

Date Range: 09/26/2019 - 11/04/2019

<b>Account</b>	<b>Name</b>	<b>Beginning Balance</b>	<b>Total Activity</b>	<b>Ending Balance</b>
30-800-40600	FACILITY INCOME	-27,901.76	-3,450.50	-31,352.26

Post Date	Packet Number	Source Transaction	Pmt Number	Description	Vendor	Project Account	Amount	Running Balance
09/26/2019	CLPKT07914	R00148785		FACILITY PARKS-Facility INCOME FACILIT			-60.00	-27,961.76
09/27/2019	CLPKT07915	R00148815		FACILITY PARKS-Facility INCOME FACILIT			-255.00	-28,216.76
09/28/2019	CLPKT07916	R00148820		FACILITY PARKS-Facility INCOME RENT D			-87.50	-28,304.26
09/29/2019	CLPKT07917	R00148831		FACILITY PARKS-Facility INCOME FACILIT			-70.00	-28,374.26
10/01/2019	CLPKT07919	R00148872		FACILITY PARKS-Facility INCOME FACILIT			-60.00	-28,434.26
10/02/2019	CLPKT07922	R00148964		FACILITY PARKS-Facility INCOME FACILIT			-520.00	-28,954.26
10/03/2019	CLPKT07980	R00149980		CoxHealth - Fitness center rent PARKS-F			-1,575.00	-30,529.26
10/04/2019	CLPKT07924	R00149053		FACILITY PARKS-Facility INCOME FACILIT			-60.00	-30,589.26
10/12/2019	CLPKT07955	R00149867		FACILITY INCOME PARKS-Facility INCOM			-20.00	-30,609.26
10/17/2019	CLPKT08017	R00150682		FACILITY INCOME PARKS-Facility INCOM			-108.00	-30,717.26
10/17/2019	CLPKT08017	R00150683		FACILITY INCOME PARKS-Facility INCOM			-30.00	-30,747.26
10/19/2019	CLPKT08019	R00150697		FACILITY PARKS-Facility INCOME FACILIT			-100.00	-30,847.26
10/20/2019	CLPKT08020	R00150702		FACILITY PARKS-Facility INCOME FACILIT			-130.00	-30,977.26
10/21/2019	CLPKT08021	R00150757		FACILITY PARKS-Facility INCOME FACILIT			-90.00	-31,067.26
10/24/2019	CLPKT08024	R00150770		FACILITY PARKS-Facility INCOME FACILIT			-105.00	-31,172.26
10/25/2019	CLPKT08025	R00150774		FACILITY PARKS-Facility INCOME FACILIT			-180.00	-31,352.26
<b>30-800-40800</b>				<b>MISCELLANEOUS INCOME-PKS</b>			<b>-14,022.31</b>	<b>-14,124.58</b>

Post Date	Packet Number	Source Transaction	Pmt Number	Description	Vendor	Project Account	Amount	Running Balance
10/07/2019	CLPKT07983	R00149995		Fastenal - Pks return credit refund PARK			-102.27	-14,124.58
<b>30-800-40900</b>				<b>PARK FEES-PKS</b>			<b>-750.00</b>	<b>-4,000.00</b>

Post Date	Packet Number	Source Transaction	Pmt Number	Description	Vendor	Project Account	Amount	Running Balance
10/15/2019	CLPKT07987	R00150018		Flintrock Residential - 693 E Simpson PA			-250.00	-3,500.00
10/15/2019	CLPKT07987	R00150019		Flintrock Residential - 697 E Simpson PA			-250.00	-3,750.00
10/15/2019	CLPKT07987	R00150020		Flintrock Residential - 695 E Simpson PA			-250.00	-4,000.00
<b>30-800-43000</b>				<b>INTEREST INCOME-PKS</b>			<b>-327.45</b>	<b>-3,027.36</b>

Post Date	Packet Number	Source Transaction	Pmt Number	Description	Vendor	Project Account	Amount	Running Balance
09/30/2019	GLPKT11454	JN01395		To record interest earned from Commer			-327.45	-3,027.36
<b>30-800-45300</b>				<b>TAX REAL ESTATE-PKS</b>			<b>-16.71</b>	<b>-52,919.27</b>

Post Date	Packet Number	Source Transaction	Pmt Number	Description	Vendor	Project Account	Amount	Running Balance
10/15/2019	CLPKT07973	R00149964		Greene County - Parks/ real estate tax P			-16.71	-52,919.27

My Detail Report (Park Board Packet)

Date Range: 09/26/2019 - 11/04/2019

Account	Name	Beginning Balance	Total Activity	Ending Balance
30-800-45400	TAX SALES & USE REVENUES-PKS	-198,104.07	-20,541.66	-218,645.73

Post Date	Packet Number	Source Transaction	Pmt Number	Description	Vendor	Project Account	Amount	Running Balance
10/25/2019	CLPKT08006	R00150479		Greene County - Parks Tax II Parks-Sales			-20,541.66	-218,645.73
30-800-45500				TAX SALES CAP IMP-PKS			-15,662.08	-199,156.88

Post Date	Packet Number	Source Transaction	Pmt Number	Description	Vendor	Project Account	Amount	Running Balance
09/26/2019	CLPKT07938	R00149431		MO Dept of Revenue - Pks cap imp tax (			-0.06	-183,494.86
09/26/2019	CLPKT07940	R00149445		MO DOR - Pks Cap Improvement Tax Pa			-306.39	-183,801.25
10/07/2019	CLPKT07968	R00149944		MO Dept of Revenue - Parks cap improv			-15,355.63	-199,156.88
30-800-47000				ADULT PROGRAMS-PKS			-405.00	-9,608.00

Post Date	Packet Number	Source Transaction	Pmt Number	Description	Vendor	Project Account	Amount	Running Balance
09/26/2019	CLPKT07914	R00148783		ADULT PROGRAMS PARKS-Adult Progra			-25.00	-9,228.00
09/30/2019	CLPKT07918	R00148851		ADULT PROGRAMS PARKS-Adult Progra			-60.00	-9,288.00
09/30/2019	CLPKT07918	R00148855		ADULT PROGRAMS PARKS-Adult Progra			-5.00	-9,293.00
10/01/2019	CLPKT07919	R00148873		ADULT PROGRAMS PARKS-Adult Progra			-25.00	-9,318.00
10/02/2019	CLPKT07922	R00148955		ADULT PROGRAMS PARKS-Adult Progra			-20.00	-9,338.00
10/03/2019	CLPKT07923	R00149008		ADULT PROGRAMS PARKS-Adult Progra			-5.00	-9,343.00
10/07/2019	CLPKT07931	R00149188		ADULT PROGRAMS PARKS-Adult Progra			-25.00	-9,368.00
10/07/2019	CLPKT07931	R00149191		ADULT PROGRAMS PARKS-Adult Progra			-125.00	-9,493.00
10/09/2019	CLPKT07951	R00149860		ADULT PROGRAMS PARKS-Adult Progra			-25.00	-9,518.00
10/10/2019	CLPKT07953	R00149862		ADULT PROGRAMS PARKS-Adult Progra			-50.00	-9,568.00
10/16/2019	CLPKT07971	R00149948		Adult Programs PARKS-Adult Programs			-20.00	-9,588.00
10/21/2019	CLPKT08021	R00150756		ADULT PROGRAMS PARKS-Adult Progra			-15.00	-9,603.00
10/23/2019	CLPKT08023	R00150767		ADULT PROGRAMS PARKS-Adult Progra			-5.00	-9,608.00
30-800-47100				YOUTH PROGRAMS-PKS			-1,618.50	-1,933.50

Post Date	Packet Number	Source Transaction	Pmt Number	Description	Vendor	Project Account	Amount	Running Balance
09/30/2019	GLPKT11458	JN01402		To correct Parks deposit on 9-6-19			-90.00	-1,708.50
10/10/2019	CLPKT07953	R00149862		YOUTH PROGRAMS PARKS-Youth Progra			-45.00	-1,753.50
10/11/2019	CLPKT07954	R00149864		YOUTH PROGRAMS PARKS-Youth Progra			-45.00	-1,798.50
10/12/2019	CLPKT07955	R00149868		YOUTH PROGRAMS PARKS-Youth Progra			-90.00	-1,888.50
10/14/2019	CLPKT07957	R00149869		YOUTH PROGRAMS PARKS-Youth Progra			-45.00	-1,933.50

**My Detail Report (Park Board Packet)**

Date Range: 09/26/2019 - 11/04/2019

Account  
30-800-47200

Name

YOUTH CAMP-PKS

Post Date	Packet Number	Source Transaction	Pmt Number	Description	Vendor	Project Account	Amount	Running Balance
10/14/2019	CLPKT07957	R00149869		YOUTH CAMP Park-Youth Camp YOUTH			-201.00	-76,217.93
10/16/2019	CLPKT07971	R00149950		Youth Camp Park-Youth Camp Youth Ca			-90.00	-76,307.93
10/17/2019	CLPKT08017	R00150684		YOUTH CAMP Park-Youth Camp YOUTH			-157.50	-76,465.43
10/21/2019	CLPKT08021	R00150760		YOUTH CAMP Park-Youth Camp YOUTH			-67.50	-76,532.93
10/22/2019	CLPKT08022	R00150764		YOUTH CAMP Park-Youth Camp YOUTH			-90.00	-76,622.93
10/24/2019	CLPKT08024	R00150771		YOUTH CAMP Park-Youth Camp YOUTH			-180.00	-76,802.93
10/25/2019	CLPKT08025	R00150775		YOUTH CAMP Park-Youth Camp YOUTH			-135.00	-76,937.93
10/25/2019	CLPKT08025	R00150776		YOUTH CAMP Park-Youth Camp YOUTH			-22.50	-76,960.43
10/26/2019	CLPKT08026	R00150780		YOUTH CAMP Park-Youth Camp YOUTH			-45.00	-77,005.43
10/27/2019	CLPKT08027	R00150783		YOUTH CAMP Park-Youth Camp YOUTH			-45.00	-77,050.43
							-1,033.50	-77,050.43
								-76,016.93

**My Detail Report (Park Board Packet)**

Date Range: 09/26/2019 - 11/04/2019

Account	Name	Beginning Balance	Total Activity	Ending Balance
30-800-47300	YOUTH SPORTS-PKS	-49,539.88	-5,826.22	-55,366.10

Post Date	Packet Number	Source Transaction	Pmt Number	Description	Vendor	Project Account	Amount	Running Balance
09/30/2019	CLPKT07918	R00148852		YOUTH SPORTS Park-Youth Sports YOUT			-88.50	-49,628.38
09/30/2019	CLPKT07918	R00148856		YOUTH SPORTS Park-Youth Sports YOUT			-45.00	-49,673.38
10/01/2019	CLPKT07919	R00148869		YOUTH SPORTS Park-Youth Sports YOUT			-45.00	-49,718.38
10/01/2019	CLPKT07919	R00148874		YOUTH SPORTS Park-Youth Sports YOUT			-135.00	-49,853.38
10/02/2019	CLPKT07922	R00148957		YOUTH SPORTS Park-Youth Sports YOUT			-108.65	-49,962.03
10/02/2019	CLPKT07922	R00148972		YOUTH SPORTS Park-Youth Sports YOUT			-45.00	-50,007.03
10/03/2019	CLPKT07923	R00149003		SCHOLARSHIPS PARKS-Scholarship Fund			-525.00	-50,532.03
10/03/2019	CLPKT07923	R00149008		YOUTH SPORTS Park-Youth Sports ADUL			-180.00	-50,712.03
10/04/2019	CLPKT07924	R00149050		YOUTH SPORTS Park-Youth Sports YOUT			-90.00	-50,802.03
10/05/2019	CLPKT07925	R00149056		YOUTH SPORTS Park-Youth Sports YOUT			-45.00	-50,847.03
10/05/2019	CLPKT07925	R00149057		YOUTH SPORTS Park-Youth Sports YOUT			-45.00	-50,892.03
10/07/2019	CLPKT07931	R00149189		YOUTH SPORTS Park-Youth Sports YOUT			-142.36	-51,034.39
10/07/2019	CLPKT07931	R00149191		YOUTH SPORTS Park-Youth Sports ADUL			-225.00	-51,259.39
10/08/2019	CLPKT07949	R00149859		YOUTH SPORTS Park-Youth Sports YOUT			-135.00	-51,394.39
10/09/2019	CLPKT07951	R00149860		YOUTH SPORTS Park-Youth Sports ADUL			-71.00	-51,465.39
10/09/2019	CLPKT07951	R00149861		YOUTH SPORTS Park-Youth Sports YOUT			-295.00	-51,760.39
10/10/2019	CLPKT07953	R00149862		YOUTH SPORTS Park-Youth Sports ADUL			-135.00	-51,895.39
10/11/2019	CLPKT07954	R00149864		YOUTH SPORTS Park-Youth Sports YOUT			-540.00	-52,435.39
10/12/2019	CLPKT07955	R00149868		YOUTH SPORTS Park-Youth Sports YOUT			-765.00	-53,200.39
10/14/2019	CLPKT07957	R00149870		YOUTH SPORTS Park-Youth Sports YOUT			-255.00	-53,455.39
10/15/2019	CLPKT07964	R00149915		Youth Sports Park-Youth Sports Youth S			-68.25	-53,523.64
10/15/2019	CLPKT07964	R00149916		Youth Sports Park-Youth Sports Youth S			-60.00	-53,583.64
10/15/2019	CLPKT07964	R00149919		Youth Sports Park-Youth Sports Youth S			-585.00	-54,168.64
10/16/2019	CLPKT07971	R00149951		Youth Sports Park-Youth Sports Youth S			-325.00	-54,493.64
10/17/2019	CLPKT08017	R00150685		YOUTH SPORTS Park-Youth Sports YOUT			-105.00	-54,598.64
10/18/2019	CLPKT08018	R00150693		YOUTH SPORTS Park-Youth Sports YOUT			-60.00	-54,658.64
10/19/2019	CLPKT08019	R00150698		YOUTH SPORTS Park-Youth Sports YOUT			-134.20	-54,792.84
10/19/2019	CLPKT08019	R00150699		YOUTH SPORTS Park-Youth Sports YOUT			-375.00	-55,167.84
10/21/2019	CLPKT08021	R00150758		YOUTH SPORTS Park-Youth Sports YOUT			-60.00	-55,227.84
10/21/2019	CLPKT08021	R00150761		YOUTH SPORTS Park-Youth Sports YOUT			-60.00	-55,287.84
10/22/2019	POPKT02147	9041838		AMAZON SOCCER CONES-PKS	COMMGN - COMMERCE CREDIT CARD SER		20.97	-55,266.87
10/22/2019	POPKT02147	0180368-IN	42765	SPORTS REGISTRATION BANNERS-PKS	CPI100 - COLORGRAPHIC PRINTING INC		274.97	-54,991.90
10/22/2019	CLPKT08022	R00150765		YOUTH SPORTS Park-Youth Sports YOUT			-120.00	-55,111.90
10/23/2019	CLPKT08023	R00150768		YOUTH SPORTS Park-Youth Sports YOUT			-104.20	-55,216.10
10/25/2019	CLPKT08025	R00150777		YOUTH SPORTS Park-Youth Sports YOUT			-150.00	-55,366.10

**My Detail Report (Park Board Packet)**

Date Range: 09/26/2019 - 11/04/2019

Account	Name	Beginning Balance	Total Activity	Ending Balance
30-800-48100	SPECIAL EVENT INCOME	-8,697.50	-2,162.35	-10,859.85

Post Date	Packet Number	Source Transaction	Pmt Number	Description	Vendor	Project Account	Amount	Running Balance
09/26/2019	CLPKT07914	R00148787		SPECIAL EVENT PARKS-Special Event SP			-117.00	-8,814.50
09/27/2019	CLPKT07915	R00148816		SPECIAL EVENT PARKS-Special Event SP			-60.00	-8,874.50
09/28/2019	CLPKT07916	R00148820		SPECIAL EVENT PARKS-Special Event RE			-30.00	-8,904.50
10/10/2019	CLPKT07953	R00149862		SPECIAL EVENT PARKS-Special Event AD			-27.50	-8,932.00
10/15/2019	CLPKT07964	R00149920		Special Event PARKS-Special Event Speci			-15.00	-8,947.00
10/16/2019	CLPKT07971	R00149952		Special Event PARKS-Special Event Speci			-20.00	-8,967.00
10/18/2019	CLPKT08018	R00150692		SPECIAL EVENTS PARKS-Special Event SP			-1,242.85	-10,209.85
10/25/2019	CLPKT08025	R00150778		SPECIAL EVENT PARKS-Special Event SP			-310.00	-10,519.85
10/26/2019	CLPKT08026	R00150779		SPECIAL EVENT PARKS-Special Event SP			-300.00	-10,819.85
10/26/2019	CLPKT08026	R00150781		SPECIAL EVENT PARKS-Special Event SP			-40.00	-10,859.85

30-800-48200 SHIRT INCOME								
Post Date	Packet Number	Source Transaction	Pmt Number	Description <td>Vendor</td> <td>Project Account</td> <td>Amount</td> <td>Running Balance</td>	Vendor	Project Account	Amount	Running Balance
10/21/2019	CLPKT08021	R00150759		SPORT SHIRT PARKS-SHIRT INCOME SPO			-5.00	-785.00

<b>Total Fund: 30 - PARKS FUND:</b>	<b>Beginning Balance:</b>	<b>-692,667.01</b>	<b>Total Activity:</b>	<b>-54,089.59</b>	<b>Ending Balance:</b>	<b>-746,756.60</b>
<b>Grand Totals:</b>	<b>Beginning Balance:</b>	<b>-692,667.01</b>	<b>Total Activity:</b>	<b>-54,089.59</b>	<b>Ending Balance:</b>	<b>-746,756.60</b>



# Fund Summary

Fund	Beginning Balance	Total Activity	Ending Balance
30 - PARKS FUND	-692,667.01	-54,089.59	-746,756.60
<b>Grand Total:</b>	<b>-692,667.01</b>	<b>-54,089.59</b>	<b>-746,756.60</b>



## 2019 Father/Daughter Ball Report

## Notes

	Date	Unit Price	Revenue
<b>Advertising</b>			
Sponsorships	1	\$ 75.00	\$ 75.00
			\$ -
<b>Ticket Sales</b>			\$ -
Couples	29	\$ 30.00	\$ 870.00
Add'l Attendees	5	\$ 20.00	\$ 100.00
Door Sales			\$ -
Staff Discount	1	\$ 15.00	\$ 15.00
Other (Vet discount, etc.)	2	\$ 27.00	\$ 54.00
Vet plus one	1	\$ 10.00	\$ 10.00
<b>Concessions</b>			\$ 57.75
<b>Gross Revenue</b>			<b>\$ 1,181.75</b>
<b>Expenses</b>			
Groceries			
Murfins	9/27/2019		\$ 15.08
	9/27/2019		\$ 98.49
	9/28/2019		\$ 46.72
Supplies			
Dollar Tree	9/26/2019		\$ 41.08
	9/27/2019		\$ 8.65
Dollar General			
	9/27/2019		\$ 4.32
	9/28/2019		\$ 16.20
Walmart			
	9/26/2019		\$ 38.85
Advertising			\$ -
Staffing			\$ 265.15
<b>Total Expense</b>			<b>\$ 534.54</b>
<b>Total Revenue</b>			<b>\$ 647.21</b>

←Murfin's \$75  
in-store gift card

←\$75 of this  
was paid for  
with Murfin's



### 2019 Haunted House Revenue Report

		Unit Price		Revenue
<b>Advertising</b>				
Sponsorships	4			\$ 1,755.00
<b>Attendance</b>				
Admission	120	5.00		\$ 600.00
Raffle				
<b>Gross Revenue</b>				<b>\$ 2,355.00</b>
<b>Expenses</b>				
Materials				\$ 200.00
Staffing				\$ 900.00
Advertising				\$ -
<b>Total Expense</b>				<b>\$ 1,100.00</b>
<b>Total Revenue</b>				<b>\$ 1,255.00</b>



### 2019 Boo Bash Report

		Unit Price		Revenue
<b>Attendance</b>		5.00		
Admission	248	5.00		\$ 1,240.00
Concessions				\$ 904.00
<b>Gross Revenue</b>				<b>\$ 2,144.00</b>
<b>Expenses</b>				
DJ				\$ 300.00
Staffing				\$ 360.00
Concessions				\$ 300.00
<b>Total Expense</b>				<b>\$ 960.00</b>
<b>Total Revenue</b>				<b>\$ 1,184.00</b>





# AGENDA ITEM #6

## Director's Report

### Department Tasks

#### Budget planning-

Budgeting continues to be a focus. We are currently working with mostly seasonal staff; we are saving on this year's full time salary budget by leaving positions unfilled temporarily and using seasonal and part time staff as a stopgap. Looking into 2020, staffing needs will be similar to 2019, however, I think that we will be able to be more efficient if we are able to maximize staff capacity. Sydney Stuart is doing a very good job in her increased role, even though we have seen a dip in sports registrations. Sydney is working with local club teams to increase their involvement in Willard Parks Programs, rather than those clubs leaving the community to play in Republic or Springfield. This season's basketball numbers have seen a decline, but I am optimistic that we will see a rebound with spring numbers through these renewed partnerships. 2020: As mentioned, seasonal employees payrates are increasing by a rate of about 10% annually. I recently attended a workshop with Parks and Recreation Professionals from Missouri and Kansas to brainstorm how we as an industry can absorb some of those costs while maintaining competitive pricing. One common theme was to increase efficiency, and really examine the cost efficiency of programs, and categorize them in terms of monetary and community value, then prioritize and balance offerings. My staff is in the process of these evaluations currently.

#### Event/Program Planning and Recap

Our Daddy Daughter Dance was well attended and successful (report attached) We hosted a Boo Bash dance on October 18<sup>th</sup>. It was also well attended. (report attached). We hosted our annual trunk or treat event, it was well attended (approximately 550 children and parents) Our haunted house was relatively successful in a comeback year; however, I feel attendance suffered from the off year. (report attached)

Basketball registration has closed. Registration for the fall session was down by approximately 80 players, (180:100 includes two teams). We are working on revamping our outreach to the schools, and we have partnered with local club organizations to bring those clubs back to Willard.

#### **2019 Capital Improvement Projects**

We have completed construction of a new baseball storage shed. We increased the buildings height and added an attic for additional storage. We will be finishing out the fountain project in the coming month, it should be fully functional for the spring season.

#### **Maintenance**

I am in the process of evaluating our maintenance priorities and working on a long-term maintenance schedule to be proactive on addressing maintenance issues. We have exceeded our building maintenance budget, and still have lights out on the exterior of the Rec and the Aquatic Center. I feel like improving lighting would decrease vandalism, so I am trying to make this a priority. I would also like to invest in a better camera system to be able to catch vandals, so that will be another consideration.

### **Upcoming Programs / Events**

Tumbling Toddlers- We will be offering a half course to close out this year

School's Out Days- Thanksgiving and Christmas Break open now

Mother Son Dodgeball Tournament- November 14<sup>th</sup>

### **Programs**

As mentioned, we are evaluating program offerings to try to maximize either revenue or community service, and are considering eliminating some of the low revenue, low community impact programs to increase our efficiency and improve our offerings.

## **AGENDA ITEM #7**

### **New Business**

- a. 2020 Fees Proposed
- b. 2020 Sponsorship Tree
- c. 2020 Friends of the Park Program
- d. Software Change

Willard Parks and Recreation Fee Sheet 2020 (proposed)

A Willard resident is defined as a person or household maintaining a residence or owning a business within the city limits of Willard. Verification of this residency will be completed by providing any of the following:

1. Picture ID with local address
2. Current (within a month) water or utility bill
3. Voter registration card
4. Business license and check imprinted with a Willard address
5. Property Tax Statement

Activity	2019 Approved	2020 Proposed	Late Fee	PC-9	PC-1A	PC-1B	Internet Processing Fee	Phone Registration Fee	Notes
<b>Sports</b>									
Swimmer	\$45.00	\$50.00	\$15.00				\$1.50	\$5.00	7 Game Season
Volleyball	\$45.00	\$50.00	\$15.00				\$1.50	\$5.00	7 Game Season
Flag Football	\$45.00	\$50.00	\$15.00				\$1.50	\$5.00	7 Game Season
Competitive VB	\$50.00	\$50.00	\$15.00				\$1.50	\$5.00	7 Game Season
Team Competitive VB	\$250.00	\$250.00	\$15.00				\$1.50	\$5.00	7 Game Season
Basketball	\$45.00	\$50.00	\$15.00				\$1.50	\$5.00	7 Game Season
Baseball #1	\$50.00	\$50.00	\$15.00				\$1.50	\$5.00	7 Game Season
Baseball #2	\$40.00	\$50.00	\$15.00				\$1.50	\$5.00	5 Game Season
Swimmer Team Registration	\$250.00	\$250.00	\$25.00				\$1.50	\$5.00	7 Game Season
Baseball Team Registration	\$275.00	\$275.00	\$25.00				\$1.50	\$5.00	7 Game Season
Volleyball Team Registration	\$225.00	\$225.00	\$25.00				\$1.50	\$5.00	7 Game Season
Basketball Team Registration	\$250.00	\$250.00	\$25.00				\$1.50	\$5.00	7 Game Season
Adult Team VB	\$200.00	\$200.00	\$25.00				\$1.50	\$5.00	7 Game Season
Adult Softball	\$250.00	\$250.00	\$25.00				\$1.50	\$5.00	7 Game Season
Mens Basketball	\$250.00	\$250.00	\$25.00				\$1.50	\$5.00	7 Game Season
<b>Fitness Programs</b>									
Fitness Programs	\$5.00	\$5.00							Notes
Per Course Fee (\$/class)		\$45.00							NEW
<b>Barren</b>									
Family Fun Run 13 Under	\$15.00	\$15.00	\$15.00						Notes
Family Fun Run 13+	\$20.00	\$20.00	\$30.00						
Adventure Race	\$50.00	\$50.00	\$75.00						
Fitness Competition	\$50.00	\$50.00	\$75.00						
Disc Golf Tournament	\$25.00	\$25.00	\$50.00						
<b>Youth Programs</b>									
Out of School Days	\$20.00	\$20.00	\$10.00					\$5.00	
Winter Camp	\$20.00	\$20.00	\$10.00					\$5.00	
Spring Break Camp	\$20.00	\$20.00	\$10.00					\$5.00	
Kids Night Out	\$10.00	\$10.00	\$10.00					\$5.00	
Summer Camp	\$22.50	\$25.00	\$10.00					\$5.00	Registration Fee \$15
Summer Camps - State Pw Children									
Lumberjacks	\$35.00	\$35.00	\$10.00					\$5.00	
Youth Yoga	\$5.00	\$5.00	\$10.00					\$5.00	6 Week Session
Cheerleading	\$45.00	\$45.00	\$10.00					\$5.00	6 Week Session
Clare Clinic	\$30.00	\$30.00	\$10.00					\$5.00	4 Hour Clinic
<b>Recreation</b>									
Community Building	\$30 per hr	No Change	\$35 per hr						Notes
Kidz Remit	\$30.00	No Change	\$30.00						
Big Gym	\$25 per hr	No Change	\$30 per hr						
Small Gym	\$20 per hr	No Change	\$25 per hr						
Murray	\$25 per hr	No Change	\$30 per hr						
Big Pavilion	\$10 per hr	No Change	\$15 per hr						
Small Pavilion	\$5 per hr	No Change	\$10 per hr						
Baseball Field	\$35 per hr	No Change	\$40 per hr						
Swimmer	\$3 per hr	No Change	\$40 per hr						
<b>Special Events</b>									
Dances	\$5.00	\$5.00							Notes
Freedom Vendor 12x12	\$40.00	\$50.00							
Freedom Vendor 24x12	\$65.00	\$70.00							
Freedom Vendor 36 x 12	\$90.00	\$100.00							
Freedom Electric	\$15.00	\$15.00							
Freedom Pacem Main Ave	\$30.00	\$30.00							
Freedom Pacem Main Ave - Award	\$40.00	\$40.00							
Indoor Garage Sale 10x10	\$10.00	\$10.00							
Indoor Garage Sale 15x10	\$15.00	\$15.00							
Indoor Garage Sale 20x10	\$20.00	\$20.00							
Indoor Garage Table	\$5.00	\$10.00							
Santa Workshop 5x8	\$5.00	\$5.00							
Santa Workshop Adult	\$5.00	\$5.00							
Christmas on Ervase Lighting	\$35.00	\$35.00							
Father Daughter Ball	\$30.00	\$30.00							
Mom Sun Dodgeball	\$15.00	\$15.00							
<b>Aquatics</b>									
Children 3 under	\$4.00	\$5.00							Notes
Age 4+									\$5 per additional daughter (Meal Included)

Age 55+	\$3.00	\$4.00	N/A	N/A	N/A	N/A	N/A	N/A	N/A
Group Rate 16+ people	\$3.00	\$4.00	N/A	N/A	N/A	N/A	N/A	N/A	N/A
Aqua Fitness Classes	\$5.00	\$5.00	\$40	\$50	\$75				
Single Season Pass	\$60.00	\$65.00	N/A	N/A	N/A				
Family Season Pass *Family of 3	\$100.00	\$110.00	N/A	N/A	N/A				
Additional Members *Same Household	\$10.00	\$10.00	N/A	N/A	N/A				
Swim Team	\$100.00	\$100.00	N/A	N/A	N/A				
Lap Swim	\$2.00	\$2.00	N/A	N/A	N/A				
Dunkin' Donut	\$5.00	\$5.00	N/A	N/A	N/A				
Midnight Swim	\$5.00	\$5.00	N/A	N/A	N/A				
Splash Bash	\$5.00	\$5.00	N/A	N/A	N/A				
Swim Lessons - 1 child	\$90.00	\$90.00	N/A	N/A	N/A				6 Lessons
Swim Lessons - 2 Children	\$150.00	\$150.00	N/A	N/A	N/A				6 Lessons
Swim Lessons - 3 Children	\$225.00	\$225.00	N/A	N/A	N/A				6 Lessons
Party Pad #1	\$100.00	\$100.00	N/A	N/A	N/A				Soda Hotdogs & Chips for 2 hrs Soda and Pizza for 2 hrs
Party Pad #2	\$120.00	\$120.00	N/A	N/A	N/A				Party Pad only for 2 hrs
Party Pad #3	\$70.00	\$70.00	N/A	N/A	N/A				Depends on # of item and item added
Party Pad Add On	Dependant*	Dependant*	N/A	N/A	N/A				Private Party
75 people or less WAC Rental	\$135 per hr	\$150.00	N/A	N/A	N/A				Private Party
76-150 people WAC Rental	\$160 per hr	\$175.00	N/A	N/A	N/A				Private Party
151+ people WAC Rental	\$185 per hr	\$200.00	N/A	N/A	N/A				Private Party
150-250 people WAC Rental	\$210 per hr	\$225.00	N/A	N/A	N/A				Private Party
250+ people WAC Rental	\$235 per hr	\$250.00	N/A	N/A	N/A				Private Party
Lifeguard-Employee	\$150.00	\$100.00	N/A	N/A	N/A				Certification
Lifeguard-Non-employee	\$200.00	\$200.00	N/A	N/A	N/A				Certification
Special Programs	Fee	Fee							Phone Registration Fee
Bounce House/Braided	\$31	\$31	N/A	N/A	N/A				*Relative to other communities' fees
New Programs		Market Value**							Discount program
Friends of the Parks	N/A	\$20.00							

Families with 3 or more children receive a 10% discount on all fees \*Sports and Day Camp  
 Military/Service personnel receive a 10% discount on all fees upon request  
 City of Willard employees receive a 50% discount on all fees for themselves and for immediate family members living in same residence  
 Senior Discount 10%

## Sponsorship Breakdown 2020

Sponsorship Type	Price	Details	Quantity Needed
<b>Signs</b>			
Gymnasium Signs	500/250	Sign on wall of designated structure for 1 year. (4'x8')	55
Pool Signs	500/250	"	12
Baseball Signs	500/250	"	12
Concession Building Signs	500/250	"	5
<b>Dances</b>			
Valentine's Dance	250	Title sponsor on flyers, social media, and website for 1 dance	1
Back to School Dance	250	"	1
Boo Bash	250	"	1
Winter Ball	250	"	1
<b>Aquatics</b>			
School's Out Splash Bash	250	Title sponsor on flyers, social media, and website for event	2
Doggy Dive	250	"	5
Back to School Splash Bash	250	"	2
Pool Events (unspecified)	300	"	5
<b>Holiday Events</b>			
Santa's Workshop	500	Title sponsor on flyers, social media, and website for 1 dance	1
Freedom Fest		Listed as sponsor on flyers, social media, and website. Display company banners at the event near sponsored item. Announced from stage as a sponsor. See other accommodations in Freedom Fest sponsorship packet.	
<i>Bounce Houses</i>	250	"	6
<i>Fireworks</i>	500	"	5
<i>Stage</i>	500	"	1
<i>Band</i>	500	"	2
<i>Porta-Potties</i>	350	"	2
<i>Ice</i>	200	"	1
<i>Picnic Games</i>	250	"	2
<i>Fence</i>	200	"	2
<i>Tea</i>	200	"	1
<i>Staff Shirts</i>	500	Listed as sponsor on flyers, social media, and website. 2nd biggest logo on staff shirts.	1
Fall on the Frisco		Title sponsor on flyers, social media, and website for event	

<i>Bounce Houses</i>	250	Display company banners at event near sponsored item. Listed as above as well^	3
Haunted House	300	Listed as sponsor on flyers, social media, and website.	4
Trunk or Treat	300	"	2
<i>Bounce Houses</i>	250	Listed as sponsor on flyers, social media, and website and display company banners at the event near sponsored item.	4
Veteran's Day	200	Listed as sponsor on flyers, social media, and website.	1
<b>Pageants</b>			
Little Miss Firecracker	300	Listed as sponsor on flyers, social media, and website and display company banners at the event near sponsored item, and be announced at stage.	1
<b>Event Prizes</b>			
Volunteer's Dinner	200	Title sponsor on flyers, social media, and website for event.	1
Halloween Trunk	100	"	1
X-Mas Storefront	100	"	1
<b>Camp</b>			
Spring Break Camp	250	Listed as sponsor on flyers, social media, and website including communications sent to participating guests of the program.	4
Bus Beautification	250	Listed as title sponsor on flyers, social media, and website for event.	8
Field Trips	250	Listed as sponsor on flyers, social media, and website leading up to and including during the event .	6
<b>Special Events</b>			
Mayor's Breakfast	200	Listed as sponsor on flyers, social media, and website leading up to and including during the event .	1
Indoor Yard Sale	250	Listed as sponsor on flyers, social media, and website leading up to and including during the event and free usage of one booth space	1
Mother/Son Dodgeball	800	Listed as sponsor on flyers, social media, and website leading up to and including during the event and free admission for one family (\$15 value) into the event.	2
Father/Daughter Ball	800	Listed as sponsor on flyers, social media, and website leading up to and including during the event and free admission for one family (\$15 value) into the event.	2

Spring Clean	200	Listed as sponsor on flyers, social media, and website leading up to and including during the event .	1
<b>Movie Nights</b>			
Drive-In at the Rec	300	Listed as title sponsor on flyers, social media, and website	1
Dive-In at the WAC	300	"	1





the Park" shows your commitment to your community by both taking advantage of the Willard Parks & Rec discounts and helping the Parks Program fund your favorite programs and try out new ones!

Come by The Rec to get signed up!


233 N State Hwy Z  
Willard, MO 65781

Contact Willard Parks & Recreation at (417) 742-2262 for more information.



# PARK PERKS

*Friends of the Park*



# Friends of the Park PARK PERKS

## WHAT YOU GET

- Discount/ Membership Card
- Exclusive Flash Sale Emails
- Chances at Great Giveaways
- Early Bird Registration Access
- Car Window Cling
- So Much More!

## WHAT YOU GIVE

- For just \$20, you and your family will be helping support your local Parks Department provide new programs to the community, enhance current programs, and bring back old favorites. Saving money throughout the year is pretty great too!!

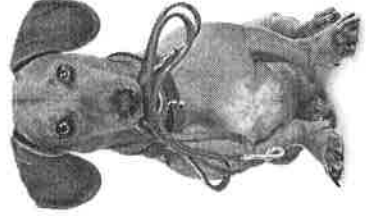


## WHAT YOU SAVE



- 10% Off Sports Registration
- %5 Off Camp (Weekly Only)
- Up to 50% Off Extraneous Fees
- Flash Sales on Social Media
- 10% Off Facility Rentals
- 10% Off Family Pass at the WAC



 @WillardParksAndRec



 ParksOfWillard



# rec desk™

## Powerful, Easy-to-Use, Cloud-Based Recreation Management Software

### Radically Simplifying the way organizations work with and manage the information that is **important** to them

RecDesk is web-based recreation software that radically simplifies the way recreation organizations work with and manage the information that is important to them. Our powerful set of easy-to-use tools are designed specifically to meet the needs of Recreation Departments, Community Centers and similarly focused Non-Profits.



#### RecDesk Key Benefits

- Powerful, yet easy-to-use
- Modern web-based interface using the latest technologies
- Fully hosted, PCI compliant
- Simple, flat-fee pricing
- No start-up costs
- No long term contract
- Free training and support
- Unlimited number of users
- All modules included

**State-of-the-Art** RecDesk is built using the latest web technologies and places a premium on design and overall user experience. We're continuously improving our recreation management platform while finding new and innovative ways to use technology that add value for our customers and drive community engagement.


**Powerful, Easy-to-Use and Learn** The perfect combination of powerful, yet easy-to-use tools allow organizations to get more done in less time – with no fuss. Get part-time and seasonal staff up-and-running quickly.

**Get Started in Minutes** Getting started with RecDesk is as simple as signing up for our free trial. There is no software to install or extensive training required. We believe software should pave the way, not get in the way.

**Design Matters** We use the latest tools and web technologies to provide a solution where every feature is carefully crafted to provide the best user experience possible.

**All-Inclusive** From program management and facility scheduling to league management, RecDesk is all-inclusive. We never charge more for specific modules or functionality.

**Transparency** As a business, we strongly believe in the idea of transparency. There is no hunting around for pricing information or having to contact a salesperson to view a live demo of our solution. It's all right there, front-and-center, on our web site.



## Cloud-Based Recreation Management Software

Simple,  
Flat Fee  
Pricing

Powerful,  
Yet Easy  
To Use

Free  
Training  
& Support

No  
Start-up  
Costs

Please visit [recdesk.com](http://recdesk.com) for complete pricing and features information

## RecDesk Key Features


Online Registration & Payment	Drop-In Program Support	Facility Check-In Support
Program & Roster Management	User Alerts & Notifications	Billing & Invoicing
Facility Scheduling	Full Featured CMS	Master Calendar
Online Reservations & Payment	Point of Sale	Email Marketing Tools
Membership Management	Financial Reporting	League Management & Scheduling

## RecDesk Features in Focus



**MASTER CALENDAR** The RecDesk Master Calendar provides a single, integrated view of what is happening in your organization, when it is happening and where. It provides monthly, weekly and daily views and can be further filtered by facility and entry type (program, reservation & league game). Details of each calendar item can be further explored by drilling down to the appropriate level of detail.

**EMAIL MARKETING** Quickly and easily **target specific segments** of your member population based on **demographic** characteristics or past program participation. As marketing and promotion becomes a more important part of running an organization, this allows you to better reach out to the *right people* at the *right time* when promoting new programs or getting feedback on old ones.



**FULL-FEATURED WEB SITE (CMS)** RecDesk provides not only the administrative capabilities you need to run your day-to-day operations, but also a free, **full-featured web site** built on top of a robust, open-source **Content Management System** (CMS) engine. This means your online presence is *not limited* to predefined pages or branding opportunities. RecDesk will work with you to build or further your own unique brand and help you tell your story.

**MANAGE PROGRAMS AND ROSTERS WITH EASE** RecDesk seamlessly manages both in-house and online registrations on a single Roster. Whether you want to alert program participants via email/Text SMS or share participant information with instructors, everything is at your fingertips and one click away.



**FACILITY SCHEDULING** Put your mind at ease by always knowing when a community center room or athletic field is being used and by what group or individual. RecDesk does automatic conflict checking on all reservation/schedule entries to make sure that double-bookings are eliminated and your customers are happy.



## FAQs

### What is RecDesk?

RecDesk is a cloud-based solution for Parks & Rec Departments, Schools, Churches, Civic and Non-Profit Organizations that helps them manage programs, facilities, leagues, invoicing, POS and credit card processing and registrations (online, in-person, mall-in). It connects organizations to their communities by offering on-line payment and registration. It is easy to set up, easy-to-use and very cost-effective. The RecDesk solution consists of two applications: **RecDesk Director** which is used by Parks & Rec personnel to manage their Programs, and **RecDesk Community** which is the publicly available site that members of the community see.

### What sort of training is required to use RecDesk?

There is no special training required to use RecDesk. It is designed to be easy to use and intuitive. Should questions arise that cannot be answered by online documentation and help, simply contact Customer Support with your question.

### Is on-line registration available 24/7?

Yes.

### How is credit card processing handled?

All credit card processing is handled via your fully-integrated merchant account. You have complete control over the money your organization receives through RecDesk. We handle the integration details and PCI-compliance. Learn more about payment processing at RecDesk Payment Processing.

### How secure is RecDesk?

RecDesk is very secure. Access to the RecDesk Director application is done exclusively over of a secure channel (SSL). We do not store credit card information or social security numbers of members. All of our credit card processing is handled by our payment gateway partners on their own secure servers.

See the complete list of FAQs at:

[recdesk.com](http://recdesk.com)

## Our Philosophy

As a company, we're somewhat opinionated about how an online services business such as RecDesk should be run and how software should be developed. These are the core values that guide us every day as we strive to deliver the best experience and value to our clients. Here's what we believe in:

### Transparency in pricing

When you're buying something or thinking about buying something, you shouldn't have to search around a website looking at the fine print or pick up the phone to find out how much it costs. We publish our prices front-and-center, right on our website.

### Transparency of products & services

You want to be able to quickly get a feel for how a product or service might fit your needs. We believe you should be able to do all of this without jumping through hoops or picking up the phone — it's the 21st century for crying out loud. That's why here at RecDesk you can check out our online demo or take a deeper dive with the 30-day free trial — both with a simple click.

### Software should pave the way, not get in the way

We believe the best software is the software you forget you're even using in that it becomes a natural extension of the way you work. This philosophy has guided how we've developed and will continue to enhance RecDesk.

### Customers drive development

RecDesk is a privately held company and we answer only to our customers. We listen to what our customers say and steadily push the platform forward every day to provide more utility and greater value to those we serve.

### No Ph.D. required

It's great if you have a Ph.D., but it shouldn't be a requirement for learning how to use new recreation software. Full-time staff and seasonal help alike can be productive and up-and-going with RecDesk in less than an hour.

## What Our Clients Say

*"I can't imagine trying to do my job without it. RecDesk has allowed us to do so much more with the resources we have and provide incredible service to our community."*

Chris — Program Coordinator

*"RecDesk is just a pleasure to use and the customer service is outstanding."*

Rick — Director

*"I love the financial tracking and overall simplicity of RecDesk. Other systems we looked at were just too old-fashioned, too expensive or too complicated. I highly recommend RecDesk."*

Daniel — CFO, Nonprofit

## Contact Us

T (866) 467-4325

Office Address:

RecDesk LLC

222 Pitkin Street - Suite 115E  
East Hartford, CT 06108

Customer Support:

[support@recdesk.com](mailto:support@recdesk.com)

Sales:

[sales@recdesk.com](mailto:sales@recdesk.com)

[recdesk.com](http://recdesk.com)



## **AGENDA ITEM #8**

Unfinished Business

## **AGENDA ITEM #9**

Adjourn

